

CHATOYER SILT CURTAIN SELECTION GUIDE

A basic overview categorising how various classes of Silt Curtain may suit different conditions.

Chatoyer has been manufacturing silt curtains since 2008 and have detailed a simple categorisation to assist our clients in selecting an appropriate silt curtain design.

Below is a guide showing our suggestions per waterway and the fundamentals of each design class.

Suggested Silt Curtain		Still Water				River / Port			
Skirt Depth		1-2m	2-6m	6-12m	>12m	1-2m	2-6m	6-12m	>12m
Class 1	50 mm Float Width	●							
Class 2	100 mm Float Width	●	●			●			
	150 mm Float Width			●		●	●		
Class 3	150 mm Float Width						●		
	200 mm Float Width				●			●	●
Heavy Duty	External HDPE Floats			●	●			●	●

		Harbour				Open Water / Ocean			
Skirt Depth		1-2m	2-6m	6-12m	>12m	1-2m	2-6m	6-12m	>12m
Class 1	50 mm Float Width								
Class 2	100 mm Float Width								
	150 mm Float Width	●	●						
Class 3	150 mm Float Width	●	●			●	●		
	200 mm Float Width			●	●	●	●	●	●
Heavy Duty	External HDPE Floats			●	●			●	●

Class 1:

Ideal for short term use in calm water states.

Class 2:

Medium risk applications with moderate wind and/or water forces such as rivers and calm harbours.

Class 3:

Suitable for harbour and open water sea states. Skirt depths up to 20m.

Heavy Duty:

Consultation is required. This is an engineered Silt Curtain designed for long term deployment and rough conditions.

For Further Information:

- Silt Curtain Design and Quotation Guide
- Silt Curtain Design Questionnaire at page 7 of this guide.

IMPORTANT NOTICE: This is an informational guide only. Configurations are determined by known hydrodynamic conditions such as tidal movement, wind velocity and wave height. Chatoyer Environmental does not recommend a purchase decision be made solely by referencing this chart. Advice should be obtained from project specific guidelines and environmental experts to determine Silt Curtain design requirements.

CHATOYER SILT CURTAIN SELECTION GUIDE

A basic overview categorising how various classes of Silt Curtain may suit different conditions.

CLASS 1 PREMIUM SILT CURTAIN


Low Risk Applications

Little to no tidal wave and/or wind forces.

Example: lagoon, pond, stream

STANDARD SPECS:

- 100 x 50mm closed cell foam flotation
- 260gsm geotextile
- 400gsm UV stabilised PVC
- Handles at 5m, 10m, 15m
- 1 strip 25mm high tensile webbing (1T breaking strain) above float chamber
- Bowshackle connectors on float chamber
- Marine grade #10 YKK zipper on skirt
- Galvanised 6mm chain ballast full length of curtain in PVC pocket



CLASS 2 PREMIUM SILT CURTAIN


Medium Risk Applications

Moderate wind and/or water forces.

Example: river, calm harbor.

STANDARD SPECS:

- Available with either 100 x 100mm, or 150 x 150mm closed cell foam flotation
- 260gsm geotextile
- 610gsm UV stabilised PVC
- 2 strips 50mm high tensile webbing (2T breaking strain)
- Handles at 5m, 10m & 15m
- Standard ASTM F962 extruded aluminium z-connectors on float chamber
- Marine grade #10 YKK zipper on skirt
- Galvanised 6mm chain ballast full length of curtain in PVC pocket
- 2 x Triangle Patch Stitching (for tensile strengthening)



CHATOYER SILT CURTAIN SELECTION GUIDE

A basic overview categorising how various classes of Silt Curtain may suit different conditions.

CLASS 3 PREMIUM SILT CURTAIN

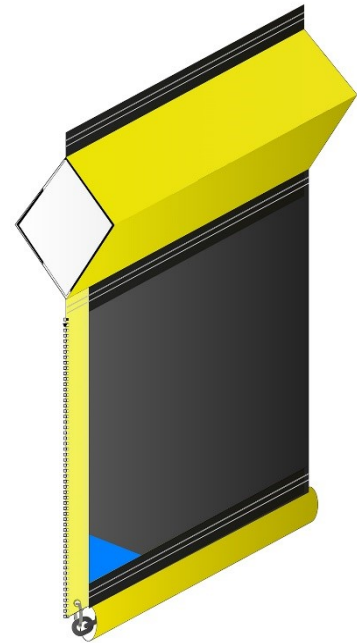
High Risk Applications

Strong wind and water forces.

Example: open ocean, harbour, river mouth

STANDARD SPECS:


- 150 x 150mm (210mmDia) closed cell foam flotation
- 260gsm geotextile skirt
- 900gsm PVC, 3yr UV resistance
- Handles at 5m, 10m, 15m
- 3 x 50mm strip high tensile webbing (2T breaking strain) above and below float chamber and above chain pocket
- Heavy duty ASTM F962 extruded aluminium z-connectors on float chamber
- Marine grade #10 YKK zipper on skirt
- Galvanised 8mm chain ballast full length of curtain in PVC pocket
- Stainless steel eye nut anchoring points
- 2 x Triangle Patch (for tensile strengthening)



Class 2 Premium Silt Curtain installed in tidal river.

CHATOYER SILT CURTAIN SELECTION GUIDE

A basic overview categorising how various classes of Silt Curtain may suit different conditions.



The Chatoyer Advantage

- ✓ We've manufactured over 150,000 metres of silt curtain since 2009.
- ✓ Our technical experience translates to exceptional design and technical support.
- ✓ We ensure quality construction from our purpose-built factory.
- ✓ Our materials and components are reliable and durable.
- ✓ Our curtains are delivered fully assembled and ready for immediate deployment.

Features

- Oil resistant and crumble free closed cell foam
- UV stabilised materials
- Non woven geotextile with 90 micron pore size and strong flow rate
- Zipper and ASTM Z-connectors allow for easy handling and management
- Strengthening webbing located across the curtain for added support
- Long lasting high quality components
- Customisable as required for conditions
- Depths up to 20m available
- Handles and hardware for rapid deployment
- Full product support

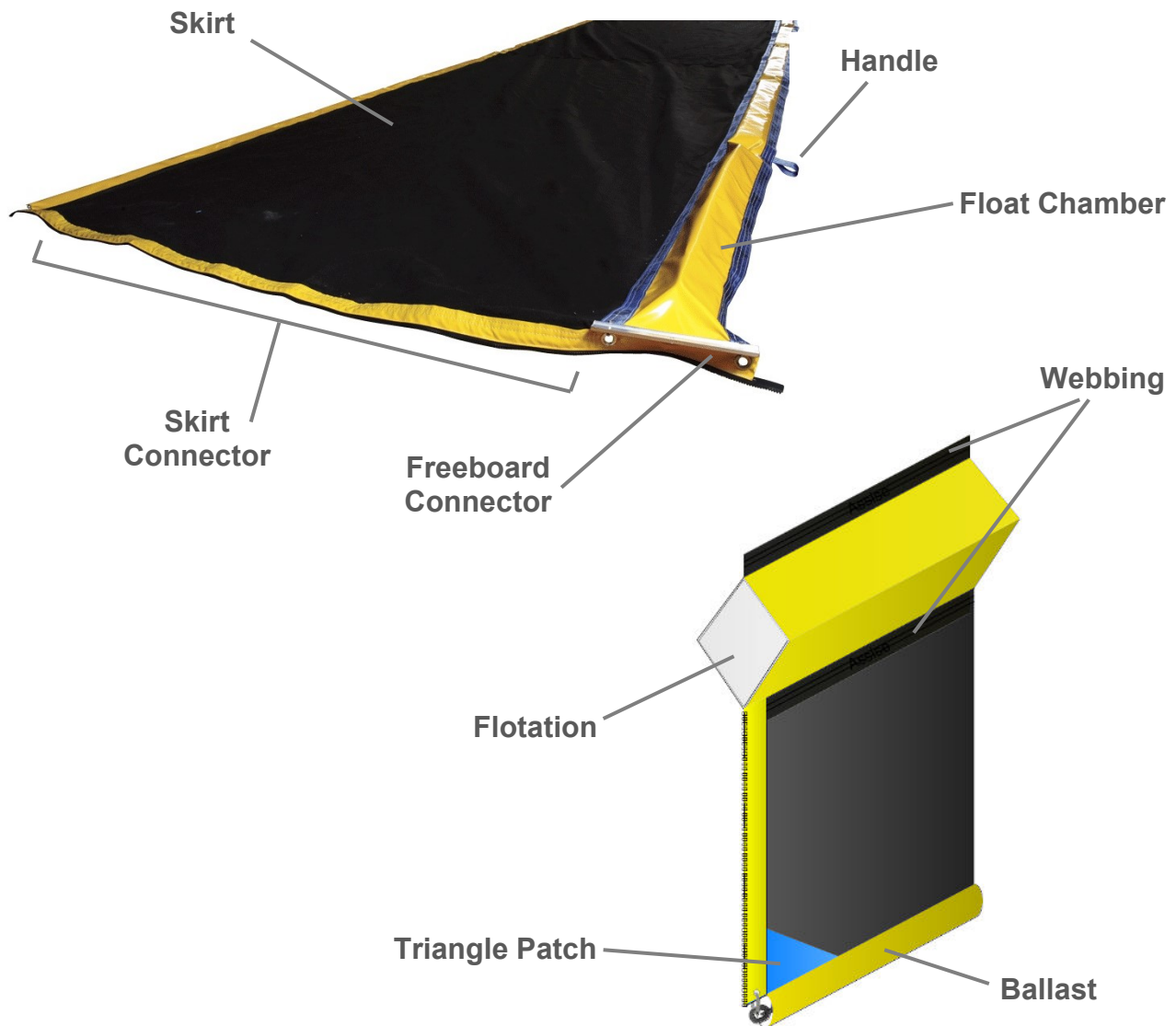
Benefits

- Durable and effective design
- Robust construction
- Reliable performance
- Fabricated to the requirements of the waterway
- Sections joined and ready for immediate deployment
- Experienced team
- High quality manufacturing
- Technical Support

CHATOYER SILT CURTAIN SELECTION GUIDE

A basic overview categorising how various classes of Silt Curtain may suit different conditions.

Silt Curtain Components



CHATOYER SILT CURTAIN SELECTION GUIDE

A basic overview categorising how various classes of Silt Curtain may suit different conditions.

Silt Curtain Design Questions

1) What is the duration of the project?	
2) What is the curtain delivery deadline?	
3) Body of water where curtain is to be installed? (I.e. Open ocean, river, canal, bay/harbor, pond/lake, ocean shore)	
4) Are there any specific EPA or other environmental requirements?	
5) Where is the location of the silt curtain? (give approximate details if in remote areas)	
6) What is the length of curtain required?	
7) What is the depth of water where the curtain is to be deployed?	
8) Do you know the depth of curtain required? If so, please advise.	
9) What is the average speed of water currents? (if known)	
10) What is the average wind velocity in the area? (if known)	
11) What is the highest possible wind velocity in the area? (if known)	
12) What is the width of the river/canal where the curtain is to be deployed?	
13) If there are tidal influences, what is the depth of water at low and high tide?	Low Tide: High Tide:
14) Any other information?	